

**Welcome! We will begin shortly.**

# Teaching in Blended/Hybrid Models Webinar Series

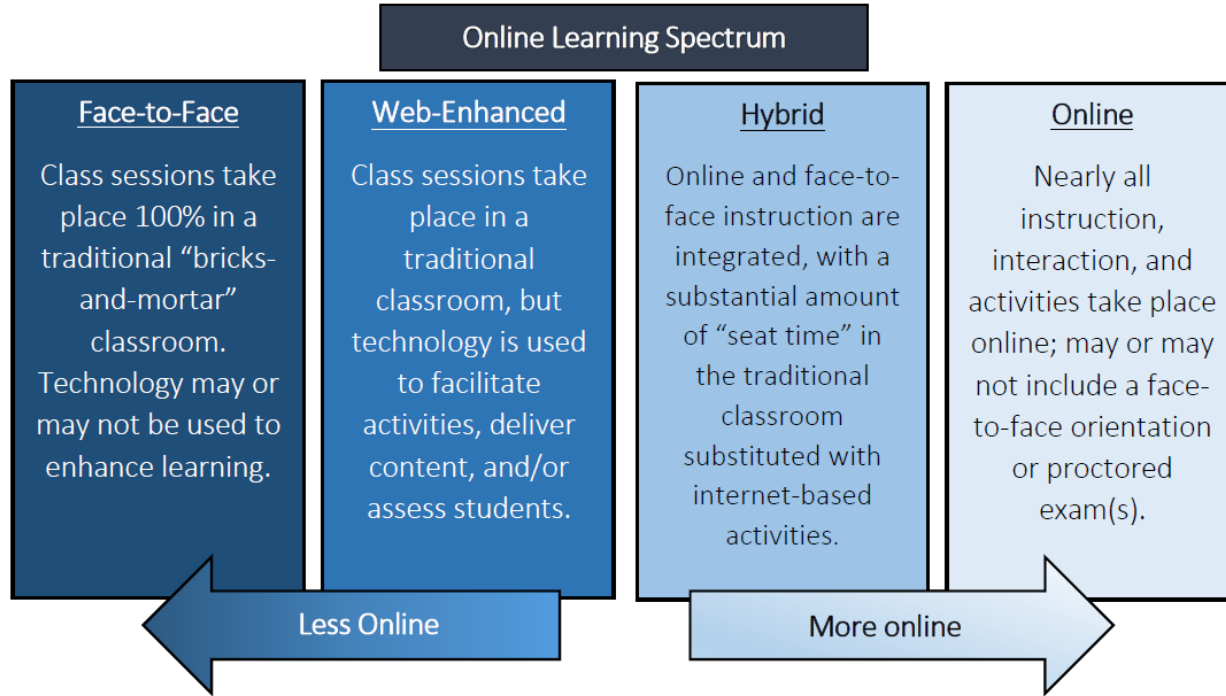
**Instruction,  
Assessment and  
Now What?**



All attendees are muted upon entry.

If you can see the slide and hear the music, then you are all set.

# DEFINITIONS



## Today's Panelists:



Kira Martelli



Kurt Hassenpflug




Kathleen Young



Susan Lafond  
Moderator

# Jolene T. DiBrango

Executive Vice President, NYSUT



1



**Kira Martelli**

6<sup>th</sup> Grade Teacher, Massapequa Federation of Teachers

## ASSIGNMENTS

📄 TAKE A TOUR

> ELA Period 1

➕ ADD ASSIGNMENT

### Assignment Status

In Progress ?

Completed ?

### Classes

ELA Period 1

🔔 ELA Period 3

Individual Student and  
Small Group  
Assignments

### ★ IN PROGRESS

#### COMMONLIT PRE-ASSESSMENT 6th Grade



The CommonLit Pre-Assessment, which is only available through the fall, is a set of reading passages and multiple-choice questions designed to assess students' general reading aptitude and performance on key skills for their grade level. Data will show how your students compare to all other students in the same grade across CommonLit.

The Pre-Assessment includes three reading passages with at least 20 multiple-choice questions and takes most students about 60 minutes to complete. The assessment should be administered in one test session.

📅 Scheduled: 09/21/2020

[Download Test Administration Guide](#)

PERFORMANCE DATA 📊

DASHBOARD ⚙️



#### ALL SAINTS' DAY AT NIGHT

3rd Grade



You are all caught up on grading.

📊 VIEW ASSESSMENT DATA

📅 Start Date 11/08/2020

📅 Due Date 11/13/2020

DASHBOARD ⚙️

🗨️ Help

**COMMONLIT** Q 🔔 👤

**LIBRARY** **MY CLASSES** Browse All Content Themes Units Favorites Professional Development Portal

## THE LIBRARY

[TAKE A TOUR](#)

Search by title, author, or keyword Q

**Filters**

**CONTENT TYPE**

- Texts
- Text Sets
- Book Pairings
- Themes
- Units

**GRADES**

- 3rd Grade
- 4th Grade
- 5th Grade
- 6th Grade
- 7th Grade
- 8th Grade
- 9th Grade
- 10th Grade
- 11th Grade
- 12th Grade

**LEXILE RANGE**

min  max  [SUBMIT](#)

**Texts** **Themes** **Book Pairings** **Text Sets**

### FEATURED TEXTS FOR NATIONAL NATIVE AMERICAN HERITAGE MONTH

- THE MEDICINE BAG**  
Virginia Driving Hawk Sneve  
830L
- I AM OFFERING THIS POEM**  
Jimmy Santiago Baca  
Non-Prose
- THE PLYMOUTH THANKSGIVING STORY**  
Chuck Larsen  
1000L
- CHIEF POWHATAN'S ADDRESS TO CAPTAIN JOHN SMITH**  
Chief Powhatan  
1080L
- RED CLOUD'S SPEECH AFTER WOUNDED KNEE**  
Chief Red Cloud  
950L
- AGREEMENT BETWEEN THE U.S. AND SPOKANE**  
1890L

[Help](#)

7

Library → Browse by Unit → Being Different

1 - 2 weeks

6th



**Unit Overview**

End of Unit Activity

Teacher Resources

Assignments

In this distance learning set, students will read 2 short stories that speak to the essential question: How does it feel to be different? They will practice analyzing how an author develops a narrator's point of view in fiction or their own point of view in nonfiction. Students will also read thematically-paired poetry and nonfiction from CommonLit and complete a graphic organizer that will help them track their own understanding of the essential question to prepare for a multiparagraph essay.

DOWNLOAD EVERYTHING

**VISION OF MASTERY**

By the end of this unit, students will be able to analyze how an author develops their (nonfiction) or a narrator's (fiction) point of

**SKILLS COVERED**

- Writing a literary analysis essay
- Citing evidence from multiple texts to support analysis

Help



## Assignment Library

Search all content



Choose an activity, or browse by your standards.



### Practice

Targeted exercises to help students master writing and grammar skills



### Writing

Scaffolded writing and revising activities for a range of genres and purposes



### Assessment

Diagnostics and quizzes to assess your students' skills



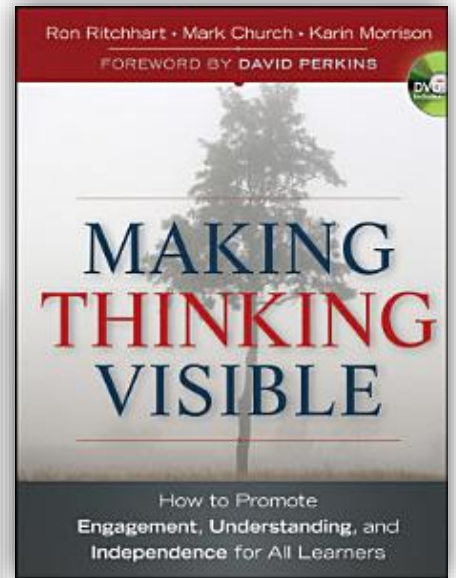
### Standards & Tests

Skill practice that aligns to your standards and standardized tests



# Thinking Routine TOOLBOX

A collection of more than **65 Thinking Routines** from PZ's research projects including **Agency by Design**, **Artful Thinking**, **Cultures of Thinking**, **Visible Thinking**, and more.



and new projects developed new routines. Some of the larger PZ research projects focused on enhancing thinking include Artful Thinking, Cultures of Thinking, Agency by Design, PZ Connect, and Interdisciplinary & Global Studies. **To learn more about PZ Thinking Routines and their background, watch this video introduction and read more about PZ's initial Visible Thinking research.**

The Toolbox organizes the Thinking Routines into categories that describe the types of thinking the routines help to facilitate. Some routines appear in more than one category, and some routines have different versions that offer modifications for specific age groups or more specific conceptual challenges. When clicking on a routine in the Toolbox, a separate page opens with links to the downloadable PDF of the routine. All routines use a common PZ template describing the purpose of the routine, offering potential applications for the routine, and often providing suggestions for its use and tips for getting started. The PZ research project responsible for developing the routine is noted at the bottom of each page along with the copyright and licensing information and guidance about how to reference the routine. We invite and encourage educators to share their experiences using the routines! Each routine has a #hashtag listed just above the reference information. Jump in and get started!



# See-Think - Wonder



## See - Think - Wonder



what do you see?	what are you thinking?	what do you wonder?
I see...	I think...	I wonder...

2



**Kurt Hassenpflug**

ELA and ENL Teacher, North Colonie Teachers' Association

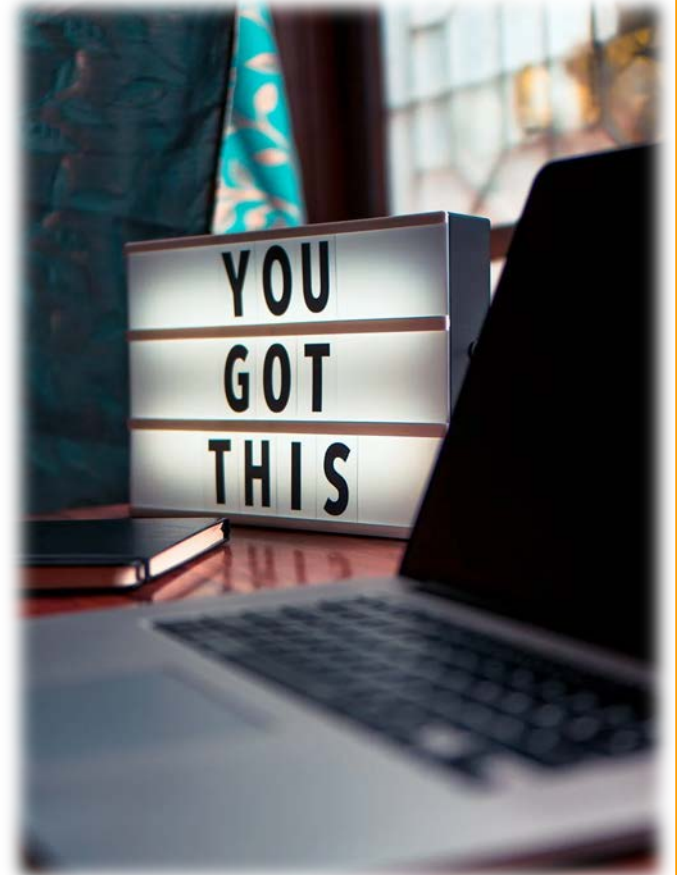


*Have a plan for troubleshooting.  
With technology failing, it's a  
matter of "when," not "if."*



## Time Saving Tips: Tech Edition

- Device troubleshooting
  - When in doubt, restart
  - Is it charged? Plugged in?
  - Hold power button
  - Switch device to airplane mode, wait 1 minute, then switch out to reset Wi-Fi and Bluetooth radios



## WI -FI Down? Back -Up Plan!

Have a pre-established plan for what students will work on when you need to troubleshoot, e.g. long-term project.





## Don't Reinvent the Wheel!

- Self-grading Google Forms & recycle past creations
- Google Classroom Rubrics
- What's available in free resources?
- What about the resources your district is already paying for?



## Consider :

- Nearpod
- NewsELA
- Kahoot
- GC Questions
- Old State Tests
- Flipgrid
- PERTS Co-Pilot
- Quizizz
- Gizmos
- Math Learning Center

3



Kathleen Young

P.E. Teacher, Newburgh Teachers' Association

# Procedural Mastery

Help students learn tasks which will make their learning easier:

- Split Screen, Make a folder, Make a copy, Save, Browse
- Turn in vs Submit
- Classroom organization



## 24/7 Instruction


Post instructional videos for reminders and “extra help.”

Keep them in a section where students can easily find them and replay them.




# Scaffolding

1. Break it down / chunk it / single steps
2. Show examples of what you expect / how to do the work
3. Connect with their current knowledge
4. Help organize thoughts with graphic organizers / class discussions



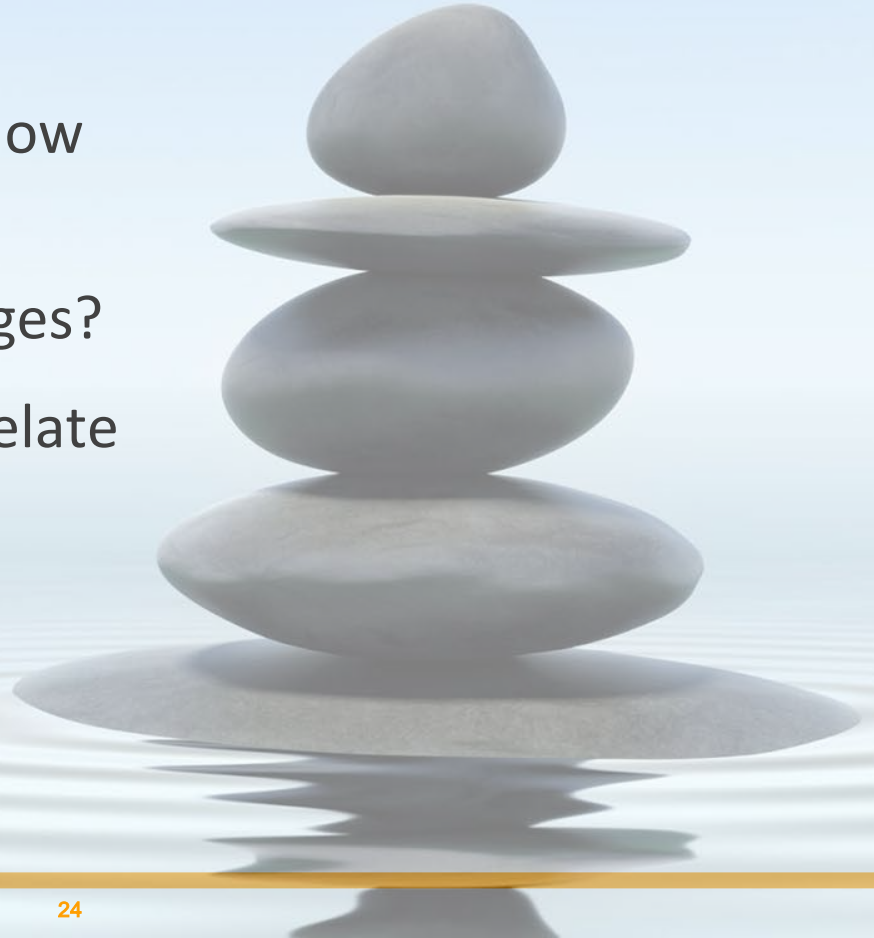
# Assessment

- Use formative assessments along the way
- Align assessments to outcomes
- Provide different ways to tackle the learning objective



# Reflection

- What did you do well - How do you know that?
- What were your challenges?
- How do these answers relate to your prior learning
- How can we do better?







# ELT RELATED TRAINING

## REDESIGNING TEACHING THROUGH INSTRUCTIONAL TECHNOLOGY

When and how to strategically use technology to maximize its efficacy and promote inquiry for in-person, hybrid and remote learning with the goal of transforming instruction.



Register for this 5 hour online seminar at: <http://bit.ly/ELTOnlineSeminars>

The ELT logo (Education &amp; Learning Trust) is at the top left. A red diagonal banner says '2020-2021'. Below is a photo of a laptop on a wooden desk with a white coffee cup and a vase of flowers. At the bottom left, a red banner says 'All seminar reg. 600-378-6036'. In the center, it says 'Follow us on Facebook at NYSUT Education &amp; Learning Trust - ELT and nysutelt on Instagram'. To the right, it says 'ONLINE SEMINARS An Individual Approach to Professional Learning All programs are CTLE approved'.

## Web-based Tools to Boost Instruction in the Classroom, Hybrid, and Distance/Remote Learning Scenarios



Learn about and practice with web-based tools from a variety of providers to enhance instruction in all learning scenarios.

Content will include best practices for use of the Google Suite in instruction, as well as discussion and practice with several other web-based instructional tools.



Register at <http://bit.ly/Web-basedTools>  
15 hour online seminar for only \$225

Visit us at [elt.nysut.org](http://elt.nysut.org) 😊 Find us on Instagram at nysutelt  
Like/Follow us at NYSUT Education & Learning Trust - ELT